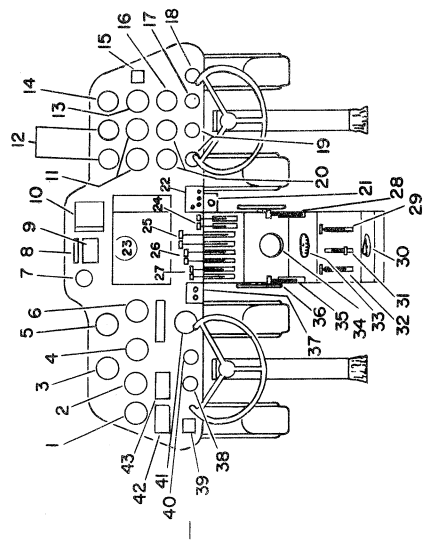
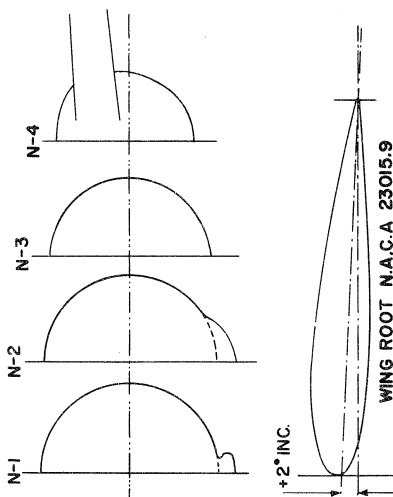


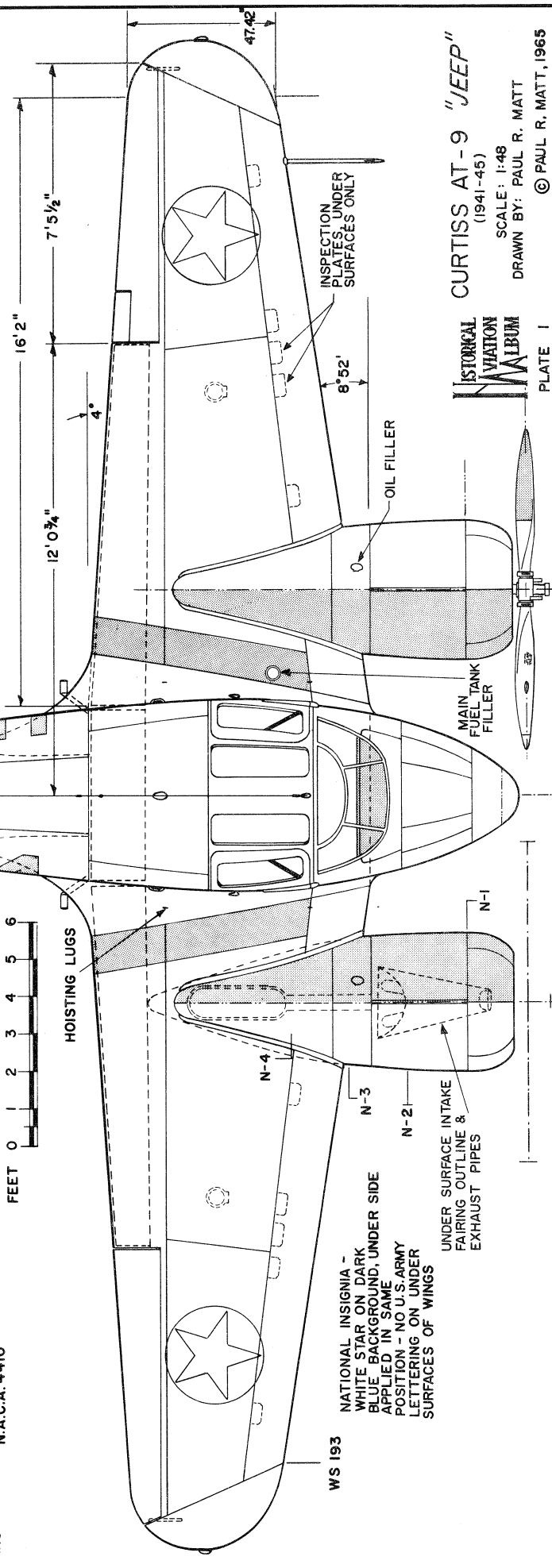
HINGE ON TOP SURFACE OF LEFT TRIM TAB, UNDER ON RIGHT TAB

- GENERAL SPECIFICATIONS**
- WEIGHT EMPTY 4,630 lbs.
  - USEFUL LOAD 1,303 "
  - GROSS WEIGHT 5,933 "
  - TOP SPEED 193 m.p.h. 60% power
  - CRUISING SPEED 158 m.p.h. w/flaps
  - LANDING SPEED 105 m.p.h.
  - RATE OF CLIMB 1,325 ft./min. - initial (combat)
  - FUEL CAPACITY 130 gals.
  - OIL CAPACITY 12
  - CRUISING RANGE 662 miles at 158 m.p.h.
  - SERVICE CEILING 18,000 feet
  - WING LOADING 24.78 lbs./sq. ft.
  - POWER LOADING 10.29 lbs./H.P.



- 1 ALTIMETER
- 2 AIR SPEED
- 3 TURN INDICATOR
- 4 BANK & TURN
- 5 LIGHT INDICATOR
- 6 RATE OF CLIMB
- 7 COMPASS
- 8 SPARE BULBS
- 9 COMPASS CARD
- 10 TELL TALE INDICATOR
- 11 TACHOMETERS
- 12 MANIFOLD PRESSURE
- 13 CYLINDER HEAD TEMP
- 14 FUEL MIXTURE
- 15 MANIFOLD VENT CONT.
- 16 FUEL LEVEL
- 17 FREE AIR TEMP.
- 18 HYDRAULIC PRESSURE
- 19 CARB. AIR TEMP.
- 20 ENGINE GAUGES
- 21 PRIMER
- 22 RECON. LIGHT SWTHS
- 23 AUTO. PILOT
- 24 MIXTURE CONTROLS
- 25 THROTTLES
- 26 PROP. CONTROLS
- 27 CARBURATOR HEAT
- 28 TAILWHEEL LOCK
- 29 L.G. SELECT. VALVE
- 30 CROSS FEED VALVE
- 31 HAND FUEL PUMP
- 32 TIME LAG VALVE
- 33 RUDDER TAB CONTR.
- 34AILERON TAB CONTR.
- 35 FLAP SELECT. VALVE
- 36 ELEV. TAB CONTROL
- 37 COCKPIT LITE SWITCH
- 38 SUCTION GAUGE
- 39 STATIC PRSUR. CONTR.
- 40 CLOCK
- 41 FLAP & L.G. POSITION
- 42 ALT. CORRECTION CARD
- 43 AIR SPEED "

AIRCRAFT PORTRAYED BASED AT THE ARMY AIR CORPS  
ADVANCED TRAINING BASE, YUMA, ARIZONA, 1942/45



CURTISS AT-9 "JEEP"  
(1941-45)  
SCALE: 1:48  
DRAWN BY: PAUL R. MATT  
© PAUL R. MATT, 1965

HISTORICAL AVIATION MUSEUM  
PLATE 1

