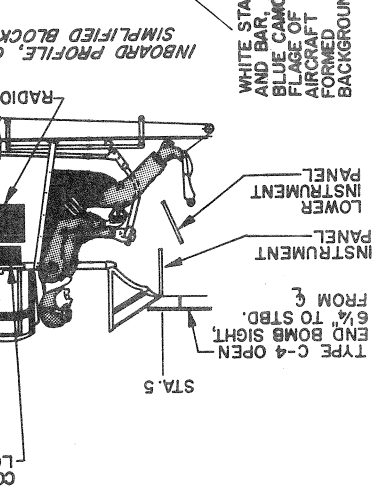

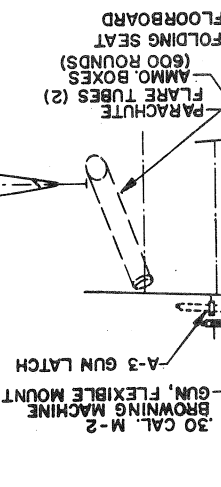
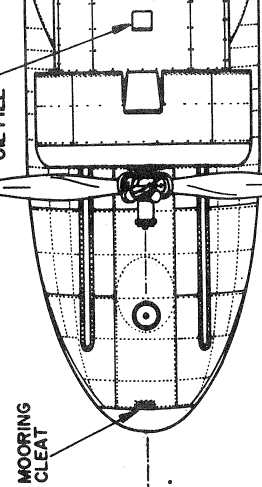


GENERAL SPECIFICATIONS
J2F-5 UTILITY CATEGORY

WEIGHT EMPTY 4,941 lbs.
 USEFUL LOAD 1,700 lbs.
 GROSS WEIGHT 6,641 lbs.
 TOP SPEED 190 m.p.h.
 CRUISING SPEED 130/150 m.p.h.
 LANDING SPEED 60 m.p.h.
 SERVICE CEILING 20,000 feet
 WING AREA, TOTAL 409 sq. ft.
 FUEL CAPACITY, 3 TANKS 150 gals. OVERLOAD
 10 gals.
 OIL CAPACITY
 POWER - WRIGHT R-1820-50, RATED 950 h.p. MAX.

MOORING CLEAT
 HANDLING LINE
 LINE CLIP
 HOISTING SLING COMPARTMENT
 OIL FILL



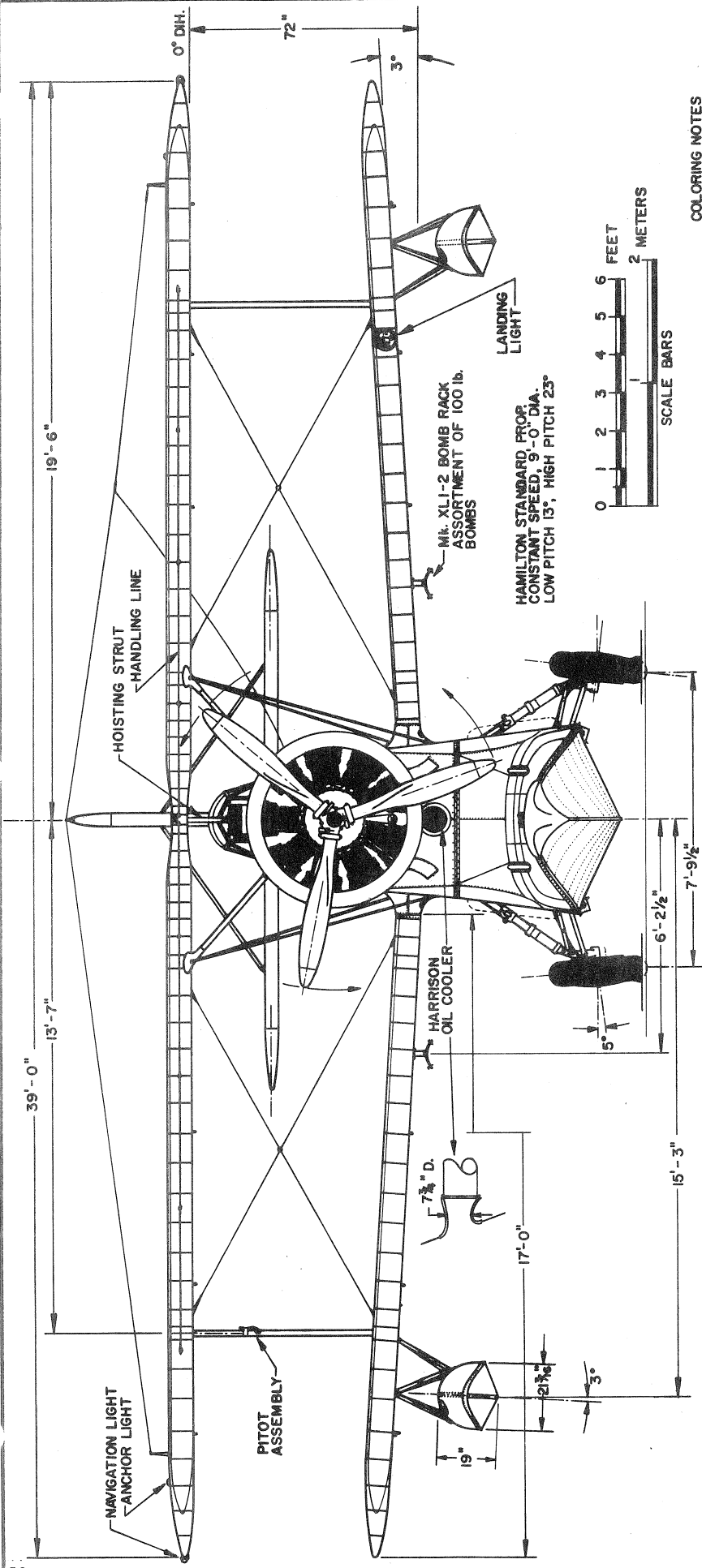
30 X 7" 6 PIV SMOOTH CONTOUR TIRES, HAYES WHEELS AND BRAKES, BENDIX SHOCK ABSORBERS

GRUMMAN J2F-5 "DUCK"
 1941-1946
 SCALE - ORIGINAL 1:24
 REPRO. 1:48
 DRAWN BY - PAUL R. MATT
 © HISTORICAL AVIATION ALBUM 1969
 P. O. BOX 33
 TEMPLE CITY, CALIF. 91780

HISTORICAL AVIATION ALBUM

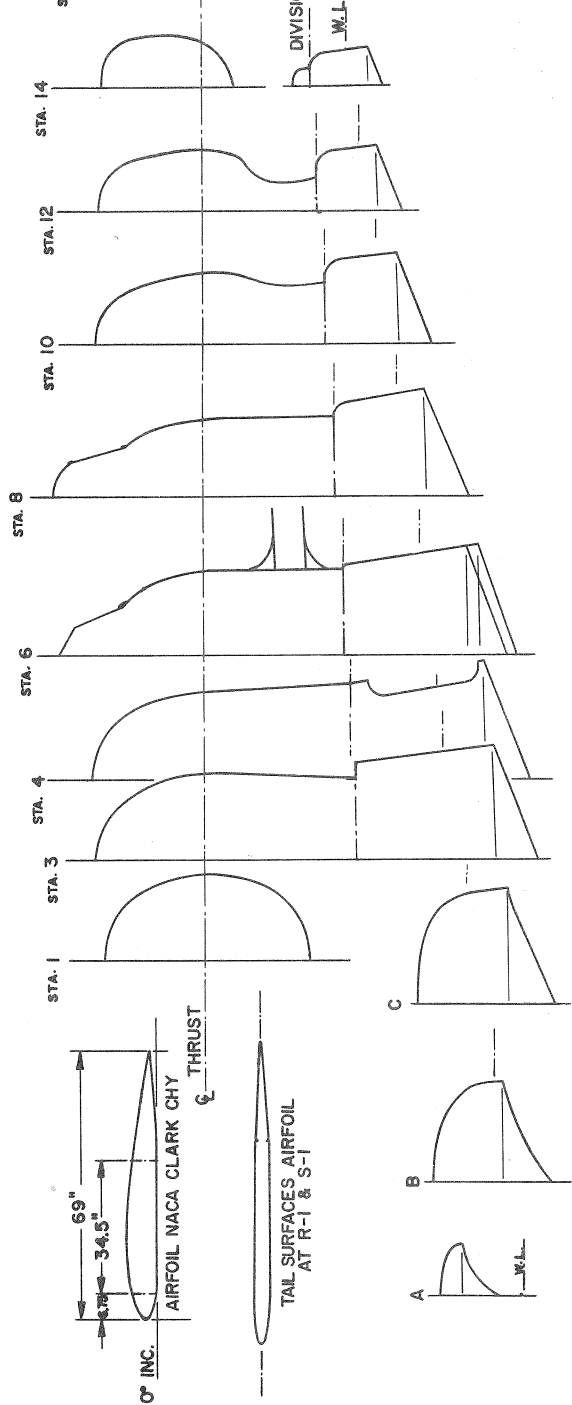
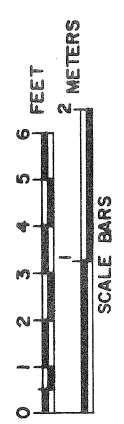
PLATE 1 of 3

DRAWING No. 6-53-A



COLORING NOTES
 W.W. II J2Fs
 ALL PLANVIEW SURFACES &
 SIDES - DARK GRAY UNDER
 BLUE; LIGHT GRAY UNDER
 SURFACES. SOME J2Fs WERE
 OVERALL FLAT BLACK WHEN
 OPERATING DURING NIGHT
 RESCUE AND INFILTRATION
 MISSIONS IN THE SOUTH PACIFIC.

WE WISH TO EXPRESS OUR SINCERE
 APPRECIATION TO MESSRS. ROBERT
 MONROE, GIL PERLROTH AND GRANT
 DALY OF THE GRUMMAN AIRCRAFT
 ENGINEERING CORP. FOR THEIR
 INVALUABLE ASSISTANCE IN THE
 PREPARATION OF THESE DRAWINGS



GRUMMAN J2F-5 "DUCK"
 1941-1946
 SCALE - ORIGINAL 1:24
 REPRO. 1:48
 DRAWN BY - PAUL R. MATT
 © HISTORICAL AVIATION ALBUM 1969
 P. O. BOX 33
 TEMPLE CITY, CALIF. 91780

