

DETAIL 1

RED BAND 3/4" AROUND FUS.
WHITE LETTERS 2" ON BAND
"PROPELLER"
"DANGER" (L R) 2"
ON LINE WITH
BOTTOM LINE
OF MACELLE

DETAIL 2



SECTION	A	B	C	D	E	F	G	H	I	J	K	L	M	N	O	P	Q	R	S	T	U	V	W	X	Y	Z
US SIZE	10	11	12	13	14	15	16	17	18	19	20	21	22	23	24	25	26	27	28	29	30	31	32	33	34	35
M.M.S.	254	279	305	330	355	381	406	432	457	483	508	533	559	584	610	635	660	686	711	737	762	787	813	838	863	889

DETAIL 3

S-ZE 2" SPACE 2"
1467318 1/8" AND 2"
(TYPICAL BU. NO.)

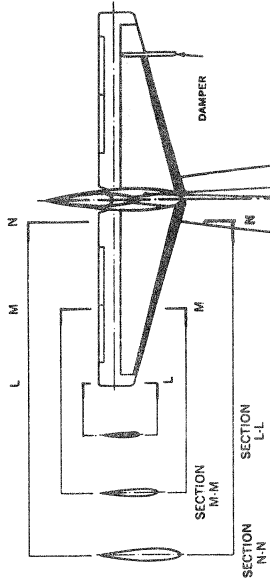
DETAIL 4

WALKWAYS 1/4" BLACK LINE
MARKS EDGES

DETAIL 5

(LH & RH)
CHANGES 1/4" WIDE
UPPER 3/4" INNER
RADIUS, LOWER 3" INNER
RADIUS

STABILIZER SECTIONS



SECTION M-M
SECTION L-L
SECTION N-N
SECTION O-O

SPOILERS

FIXED SLATS

SECTION H-H

WING SECTIONS

SECTION J-J

SECTION K-K

TOP VIEW

ANT COLLISION LIGHT

NON-SPECULAR DULL . . . ALL AREAS AND SURFACES
LIGHT GULL GRAY (FUSELAGE, WING, TAIL,
ELEVATOR AND TABS)
DRAWING. EXCEPT AS NOTED, SEE
DRAWING.

GLOSS WHITE ALL AREAS AND SURFACES
OF COCKPIT, WING, TAIL,
ELEVATOR (AND TABS)
FLAPS. SEE DRAWING.
OF INSIGNIA

BLACK ARTICULATE AREA FORWARD
OF COCKPIT, WING, TAIL,
ELEVATOR (AND TABS).
ALL LETTERING EXCEPT AS
NOTED, ARRESTING HOOK,
STRIPES (WITH WHITE).

ORANGE-YELLOW PROPELLER TIPS

BLUE INSIGNIA BORDERS
BACKGROUND DISC

NOTE: GRAY AND WHITE COLORS TO BE BLENDED ALONG
WAY LINES AS INDICATED

RED RED BAND 3/4" AROUND FUS.
AND RED LETTERS ON BAND
"PROPELLER"
"DANGER" (L R) 2"
ON LINE WITH
BOTTOM LINE
OF MACELLE

ORANGE-YELLOW PROPELLER TIPS

BLUE INSIGNIA BORDERS
BACKGROUND DISC

NOTE: GRAY AND WHITE COLORS TO BE BLENDED ALONG
WAY LINES AS INDICATED

RED RED BAND 3/4" AROUND FUS.
AND RED LETTERS ON BAND
"PROPELLER"
"DANGER" (L R) 2"
ON LINE WITH
BOTTOM LINE
OF MACELLE

ORANGE-YELLOW PROPELLER TIPS

BLUE INSIGNIA BORDERS
BACKGROUND DISC

NOTE: GRAY AND WHITE COLORS TO BE BLENDED ALONG
WAY LINES AS INDICATED

RED RED BAND 3/4" AROUND FUS.
AND RED LETTERS ON BAND
"PROPELLER"
"DANGER" (L R) 2"
ON LINE WITH
BOTTOM LINE
OF MACELLE

ORANGE-YELLOW PROPELLER TIPS

BLUE INSIGNIA BORDERS
BACKGROUND DISC

NOTE: GRAY AND WHITE COLORS TO BE BLENDED ALONG
WAY LINES AS INDICATED

RED RED BAND 3/4" AROUND FUS.
AND RED LETTERS ON BAND
"PROPELLER"
"DANGER" (L R) 2"
ON LINE WITH
BOTTOM LINE
OF MACELLE

ORANGE-YELLOW PROPELLER TIPS

BLUE INSIGNIA BORDERS
BACKGROUND DISC

NOTE: GRAY AND WHITE COLORS TO BE BLENDED ALONG
WAY LINES AS INDICATED

RED RED BAND 3/4" AROUND FUS.
AND RED LETTERS ON BAND
"PROPELLER"
"DANGER" (L R) 2"
ON LINE WITH
BOTTOM LINE
OF MACELLE

ORANGE-YELLOW PROPELLER TIPS

BLUE INSIGNIA BORDERS
BACKGROUND DISC


NOTE: GRAY AND WHITE COLORS TO BE BLENDED ALONG
WAY LINES AS INDICATED

RED RED BAND 3/4" AROUND FUS.
AND RED LETTERS ON BAND
"PROPELLER"
"DANGER" (L R) 2"
ON LINE WITH
BOTTOM LINE
OF MACELLE

ORANGE-YELLOW PROPELLER TIPS


BLUE INSIGNIA BORDERS
BACKGROUND DISC

NOTE: GRAY AND WHITE COLORS TO BE BLENDED ALONG
WAY LINES AS INDICATED



The S-2E "Tracker" is an improved version of the S-2A which has provided the backbone of carrier-based anti-submarine protection for the U. S. Navy and many of the other nations of the free world. It is equipped with the newest all-weather search and navigation equipment. The S-2E can search in any weather, around the clock. Once the presence of an enemy submarine has been established, the Tracker's large complement of destructive weapons, including homing torpedoes, depth bombs, fuselock rockets and other armaments can be brought to bear. The airplane is powered by two Wright R-1650-27VA engines.

NS-1 NS-2 NS-3 NS-4 NS-5



MACELLE SECTIONS

TAIL SECTIONS

SECTION E-E

SECTION F-F

SECTION G-G

SECTION H-H

SECTION I-I

SECTION J-J

SECTION K-K

SECTION L-L

SECTION M-M

SECTION N-N

SECTION O-O

SECTION P-P

SECTION Q-Q

SECTION R-R

SECTION S-S

SECTION T-T

SECTION U-U

SECTION V-V

SECTION W-W

SECTION X-X

SECTION Y-Y

SECTION Z-Z

SECTION F-F

SECTION G-G

SECTION H-H

SECTION I-I

SECTION J-J

SECTION K-K

SECTION L-L

SECTION M-M

SECTION N-N

SECTION O-O

SECTION P-P

SECTION Q-Q

SECTION R-R

SECTION S-S

SECTION T-T

SECTION U-U

SECTION V-V

SECTION W-W

SECTION X-X

SECTION Y-Y

SECTION Z-Z

SECTION E-E

SECTION F-F

SECTION G-G

SECTION H-H

SECTION I-I

SECTION J-J

SECTION K-K

SECTION L-L

SECTION M-M

SECTION N-N

SECTION O-O

SECTION P-P

SECTION Q-Q

SECTION R-R

SECTION S-S

SECTION T-T

SECTION U-U

SECTION V-V

SECTION W-W

SECTION X-X

SECTION Y-Y

SECTION Z-Z

SECTION C-C

SECTION D-D

SECTION E-E

SECTION F-F

SECTION G-G

SECTION H-H

SECTION I-I

SECTION J-J

SECTION K-K

SECTION L-L

SECTION M-M

SECTION N-N

SECTION O-O

SECTION P-P

SECTION Q-Q

SECTION R-R

SECTION S-S

SECTION T-T

SECTION U-U

SECTION V-V

SECTION W-W

SECTION X-X

SECTION Y-Y

SECTION Z-Z

SECTION B-B

SECTION C-C

SECTION D-D

SECTION E-E

SECTION F-F

SECTION G-G

SECTION H-H

SECTION I-I

SECTION J-J

SECTION K-K

SECTION L-L

SECTION M-M

SECTION N-N

SECTION O-O

SECTION P-P

SECTION Q-Q

SECTION R-R

SECTION S-S

SECTION T-T

SECTION U-U

SECTION V-V

SECTION W-W

SECTION X-X

SECTION Y-Y

SECTION Z-Z

SECTION A-A

SECTION B-B

SECTION C-C

SECTION D-D

SECTION E-E

SECTION F-F

SECTION G-G

SECTION H-H

SECTION I-I

SECTION J-J

SECTION K-K

SECTION L-L

SECTION M-M

SECTION N-N

SECTION O-O

SECTION P-P

SECTION Q-Q

SECTION R-R

SECTION S-S

SECTION T-T

SECTION U-U

SECTION V-V

SECTION W-W

SECTION X-X

SECTION Y-Y

SECTION Z-Z

SECTION A-A

SECTION B-B

SECTION C-C

SECTION D-D

SECTION E-E

SECTION F-F

SECTION G-G

SECTION H-H

SECTION I-I

SECTION J-J

SECTION K-K

SECTION L-L

SECTION M-M

SECTION N-N

SECTION O-O

SECTION P-P

SECTION Q-Q

SECTION R-R

SECTION S-S

SECTION T-T

SECTION U-U

SECTION V-V

SECTION W-W

SECTION X-X

SECTION Y-Y

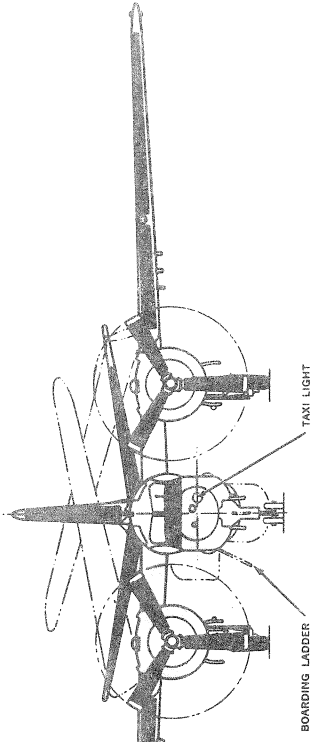
SECTION Z-Z

SIDE VIEW



SCALE IN FEET

FRONT VIEW



BOARDING LADDER

TAXI LIGHT

DIMENSIONS

SPAN	72'7"
LOA	43'6"
HOA	17'8"



AIRCRAFT ENGINEERING CORPORATION
S-2E (S2F-3S)
"TRACKER"
U. S. Navy Anti-Submarine Aircraft
February 1964