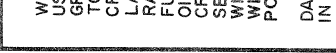
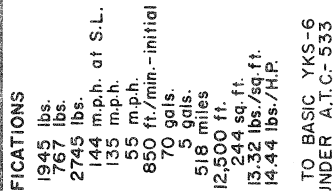
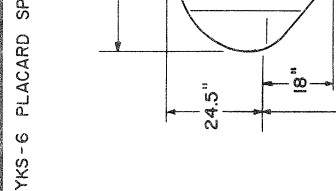
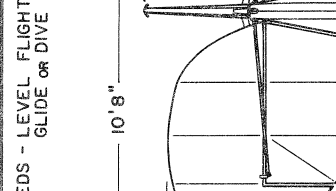
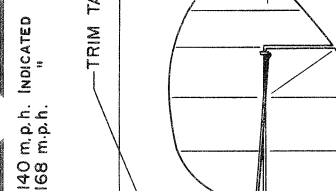

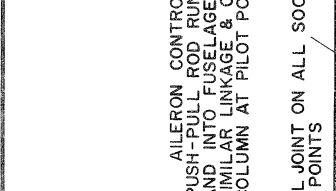


YKS-6 PLACARD SPEEDS - LEVEL FLIGHT 140 m.p.h. Indicated
GLIDE OR DIVE 168 m.p.h.



GENERAL SPECIFICATIONS

WEIGHT EMPTY 1945 lbs.

USEFUL LOAD 767 lbs.

GROSS WEIGHT 2745 lbs.

TOP SPEED 144 m.p.h. at S.L.

CRUISING SPEED 135 m.p.h.

RATE OF CLIMB 55 m.p.h.

FUEL CAPACITY 850 ft./min. - initial

OIL CAPACITY 70 gals.

CRUISING RANGE 518 miles

SERVICE CEILING 12,500 ft.

WING AREA 244 sq. ft.

POWER LOADING 13.32 lbs./sq. ft.

14.44 lbs./H.P.

DATA APPROX. & APPLIES TO BASIC YKS-6 IN CLASS II CATEGORY UNDER A.T.C.-533

NOTE: THIS DRAWING IS TYPICAL OF THE ENTIRE -KS SERIES (YKS, YKS, YKS, YKS, YKS-7F). MINOR CHANGES WERE INCORPORATED DURING VARIOUS YEARS OF PRODUCTION. DIMENSIONS & DESIGN VARIED LITTLE THROUGHOUT THESE YEARS O.A. LENGTH WITH PROPELLER USED, FUEL CAPACITY 50 to 70 gals. GEAR TREAD ACCORDING TO MODIFICATION & WEIGHT CLASS CATEGORY UNDER ATC PERMIT. GROSS WEIGHT & USEFUL LOADS VARIED ACCORDING TO OPTIONAL EQUIPMENT (INCL. ENGINE INSTALLATION) UNDER CLASS PERMIT ISSUED.

WHEN O.A. COLOR SCHEMES WERE USED - WEIGHT PENALTY WAS AS FOLLOWS:

SILVER NONE

DARK BLUE 7 lbs.

BLACK 36 lbs.

VERMILLION 40 lbs.

WHITE 48 lbs.

FRENCH GRAY 51 lbs.

OTHER COLORS & COMBINATIONS WERE AVAILABLE UPON CUSTOMER REQUEST

COLORING NOTES:

AIRCRAFT PORTRAYED, O.A. SILVER, BLACK TRIM, NO PIN STRIPING - s/n 4526

STANDARD COLORS FOR -KC -KS SERIES:

GUNMETAL GRAY, SILVER, INSIGNIA BLUE WITH BLACK, VERMILLION, WHITE OR FRENCH GRAY TRIM

YKS-6, NC-16592 HAS BEEN FLYING REGULARLY FOR OVER 29 YEARS

WACO YKS-6 (1936)

SCALE: 1:48

DRAWN BY: PAUL R. MATT

© PAUL R. MATT, 1965

HISTORICAL AVIATION MUSEUM

PLATE I

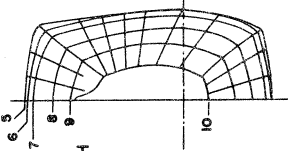
WACO YKS-6 (1936)

SCALE: 1:48

DRAWN BY: PAUL R. MATT

© PAUL R. MATT, 1965

PROGRESSIVE DEVELOPMENT OF AFT FUSELAGE



33' 3"

DIAGONAL STRUT FITTING BAR GOES THROUGH WING AT ROOT TO TOP WHERE BOLT FITTING SECURES IT TO FUSELAGE CROSS MEMBER.

FUEL TANK VENT
FUEL TANK (wood)
FUEL GAUGE

2' 30"

DIH. BOTH WINGS

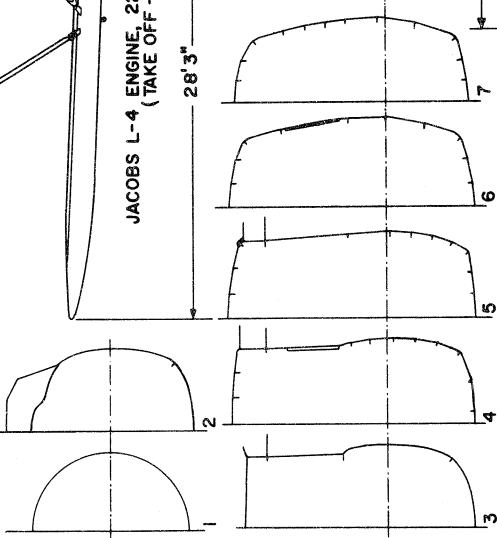
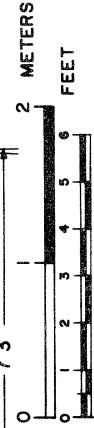
53"

JACOBS L-4 ENGINE, 225 H.P. at 2000 r.p.m. (TAKE OFF - MAX. POWER, 1 Minute limit)

7' 3" Extended Gross wght.

CARBURETOR AIR SCOOP

OPTIONAL TIRES - SIZE & MFGR. 6.50 x 10, 7.50 x 10 or 8.50 x 10 ← CERTIFIED WAR-SURPLUS, NOT FACTORY EQUIPMENT



25' 3"

REEL TYPE TRAILING ANTENNA

66"

63"

10

9

8

7

6

5

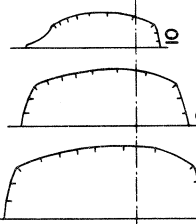
4

3

2

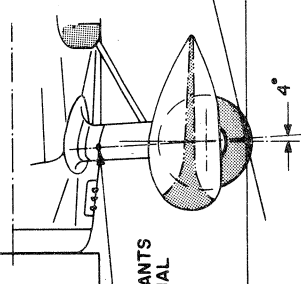
1

HAMILTON-STANDARD CONTROLLABLE PITCH PROP.



SERVICE STEP BAR

WHEEL PANTS OPTIONAL



GROUND ADJUSTABLE TRIM TAB (SOLID BALSAWOOD)

ADJUSTABLE STABILIZER

STEERABLE TAIL WHEEL THROUGH LINKAGE WITH RUDDER (OPTIONAL)

ALUMINIUM FAIRING

FAIRING OVER CARB. LINKAGE

13" Approx.



WACO YKS-6 (1936)

SCALE: 1:48 DRAWN BY: PAUL R. MATT

PLATE 2

© PAUL R. MATT, 1965